

Investa Office Fund (IOF) Investa

Participation & GRESB Score



Peer Comparison

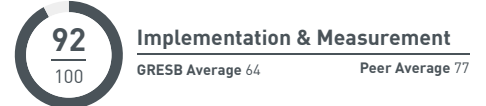
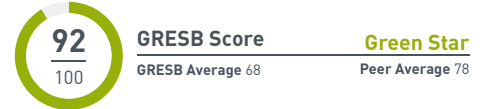
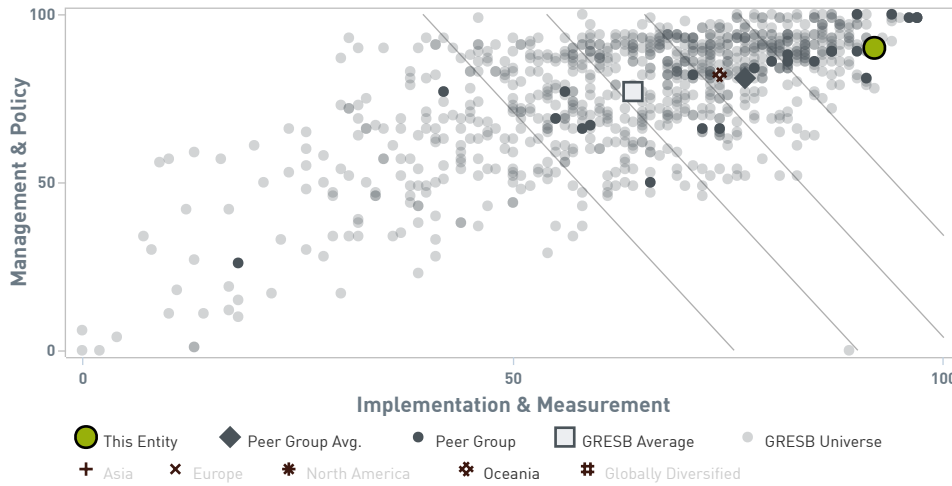


Office | Australia
out of 26




G R E S B
☆☆☆☆☆ 2018

GRESB Model

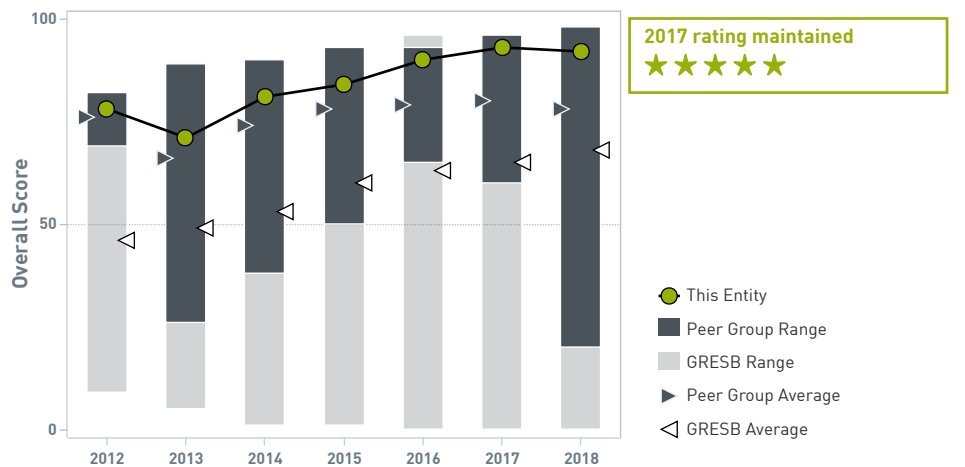


Performance data reported at asset level

ESG Breakdown



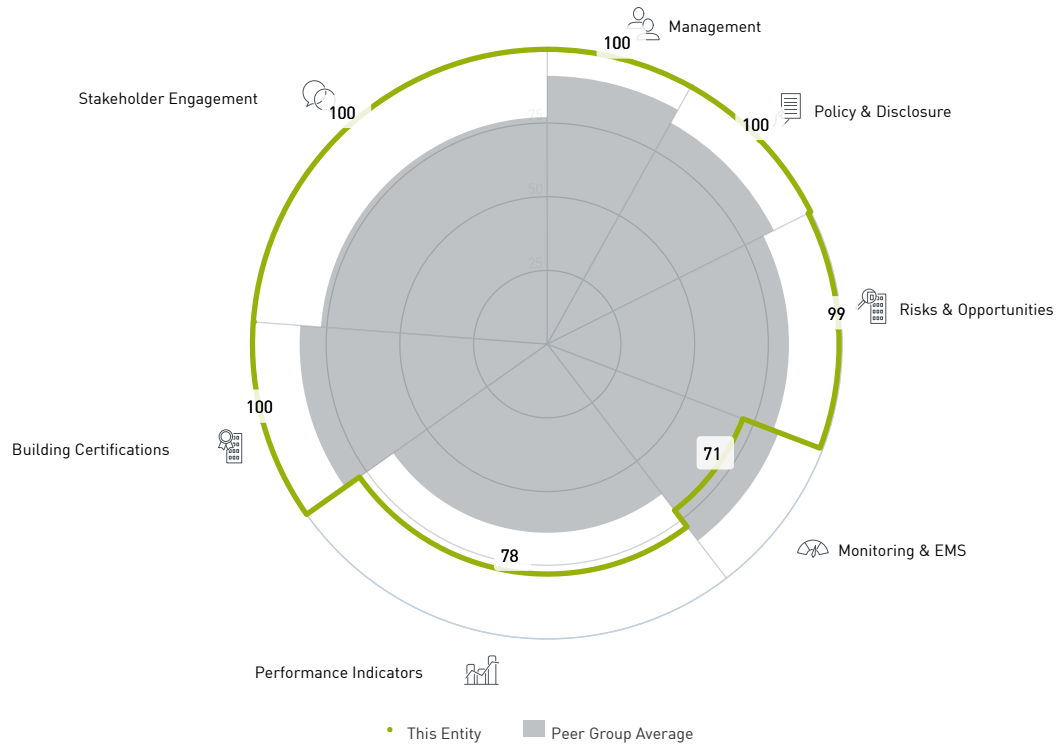
Trend



Rankings



GRESB Aspects



Aspect Weight in GRESB Score	This Entity	Peer Group		GRESB
Management 8.1%	100	PEER 91 AVERAGE +1		GRESB 88 AVERAGE
Policy & Disclosure 9.5%	100	PEER 86 AVERAGE +3		GRESB 82 AVERAGE +7
Risks & Opportunities 13.2%	99	PEER 82 AVERAGE +5		GRESB 72 AVERAGE +5
Monitoring & EMS 8.8%	71 ⁻²⁹	PEER 84 AVERAGE +2		GRESB 74 AVERAGE +5
Performance Indicators 25.6%	78 ⁺⁷	PEER 64 AVERAGE +3		GRESB 56 AVERAGE +6
Building Certifications 11%	100	PEER 84 AVERAGE +17		GRESB 51 AVERAGE +5
Stakeholder Engagement 23.8%	100	PEER 77 AVERAGE -8		GRESB 71 AVERAGE +4