

# Investa Commercial Property Fund (ICPF) Investa

## Participation & GRESB Score



## Peer Comparison

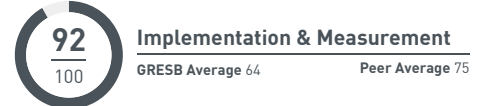
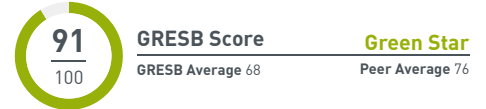
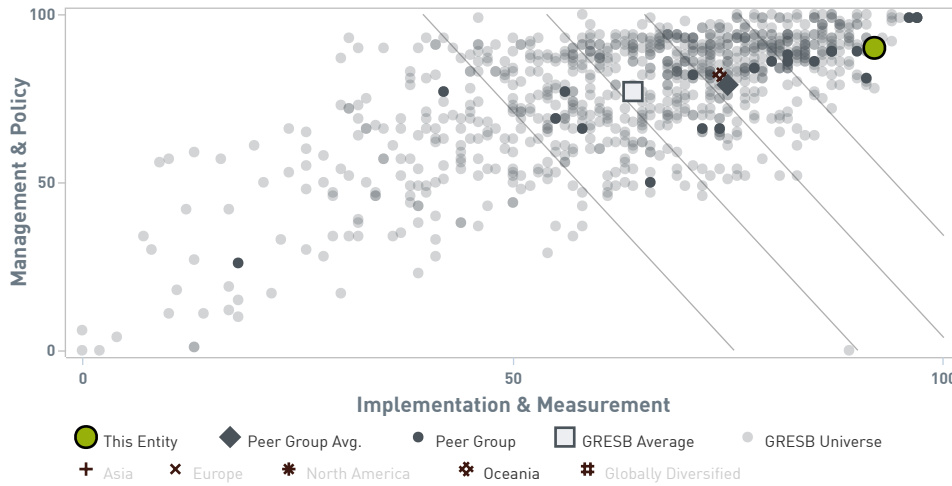


Office | Australia | Non-listed  
out of 22




G R E S B  
☆☆☆☆☆ 2018

## GRESB Model

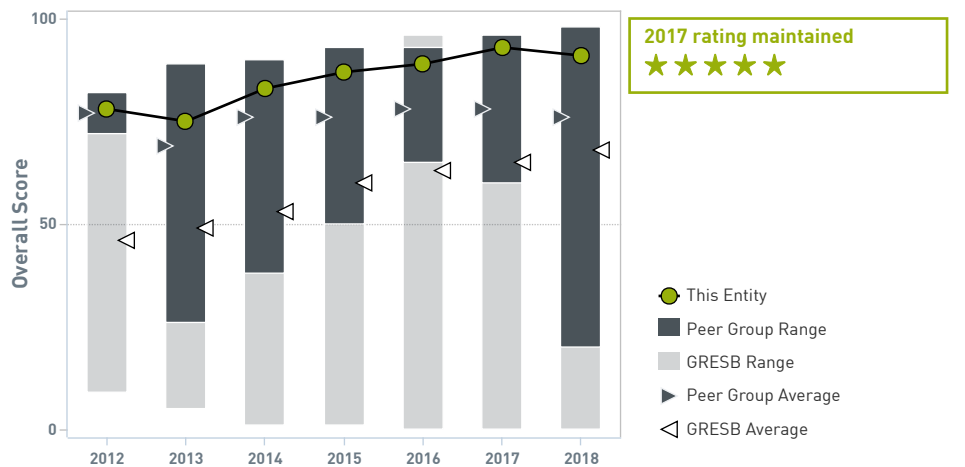


Performance data reported at asset level

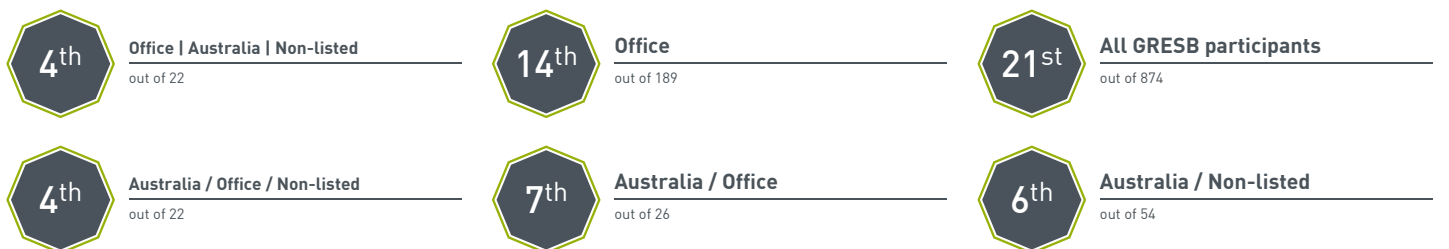
## ESG Breakdown



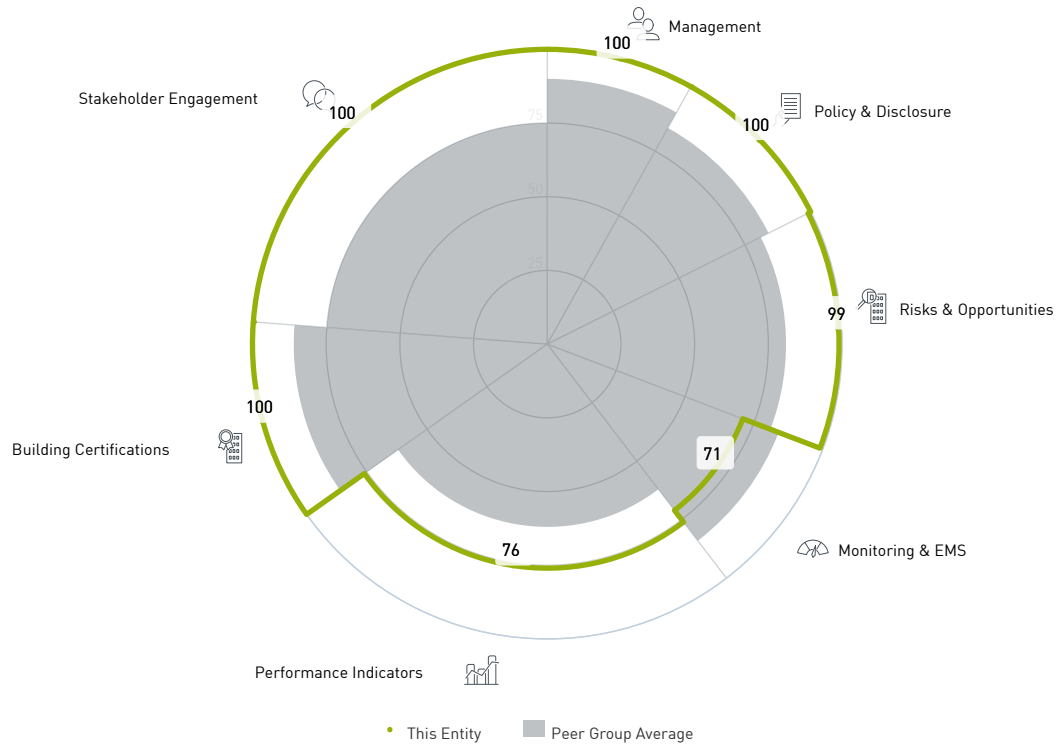
## Trend



## Rankings



# GRESB Aspects



Aspect Weight in GRESB Score	This Entity	Peer Group		GRESB
<b>Management</b> 8.1%	100	PEER 90 AVERAGE -5		GRESB 88 AVERAGE
<b>Policy &amp; Disclosure</b> 9.5%	100	PEER 84 AVERAGE +7		GRESB 82 AVERAGE +7
<b>Risks &amp; Opportunities</b> 13.2%	99	PEER 81 AVERAGE +1		GRESB 72 AVERAGE +5
<b>Monitoring &amp; EMS</b> 8.8%	71  -29	PEER 84 AVERAGE +1		GRESB 74 AVERAGE +5
<b>Performance Indicators</b> 25.6%	76  +2	PEER 62 AVERAGE +4		GRESB 56 AVERAGE +6
<b>Building Certifications</b> 11%	100	PEER 86 AVERAGE +1		GRESB 51 AVERAGE +5
<b>Stakeholder Engagement</b> 23.8%	100	PEER 75 AVERAGE -8		GRESB 71 AVERAGE +4