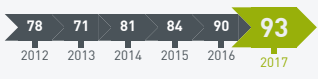
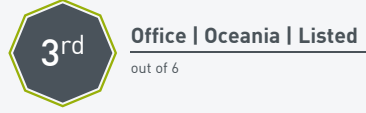


# Investa Office Fund (IOF) Investa

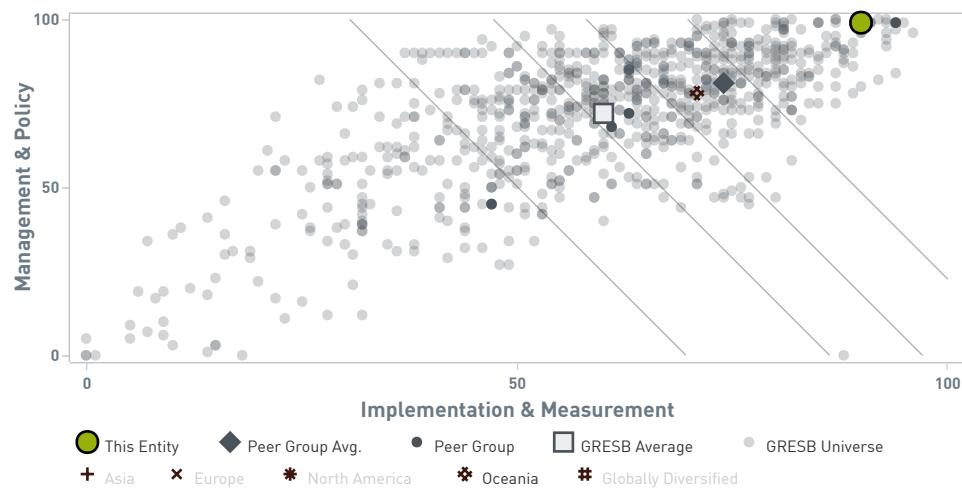
## Participation & GRESB Score



## Peer Comparison

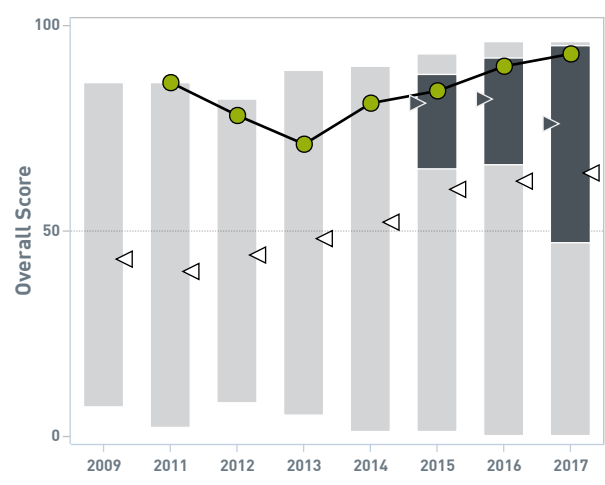



## GRESB Model



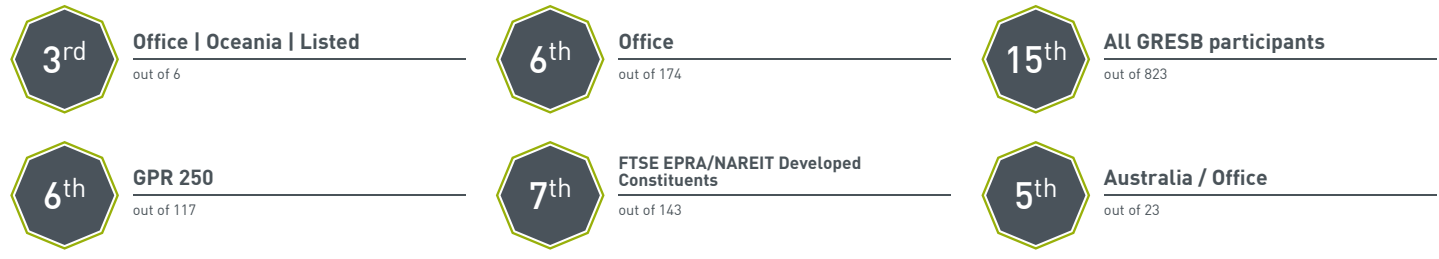
Performance data reported on asset level

## ESG Breakdown

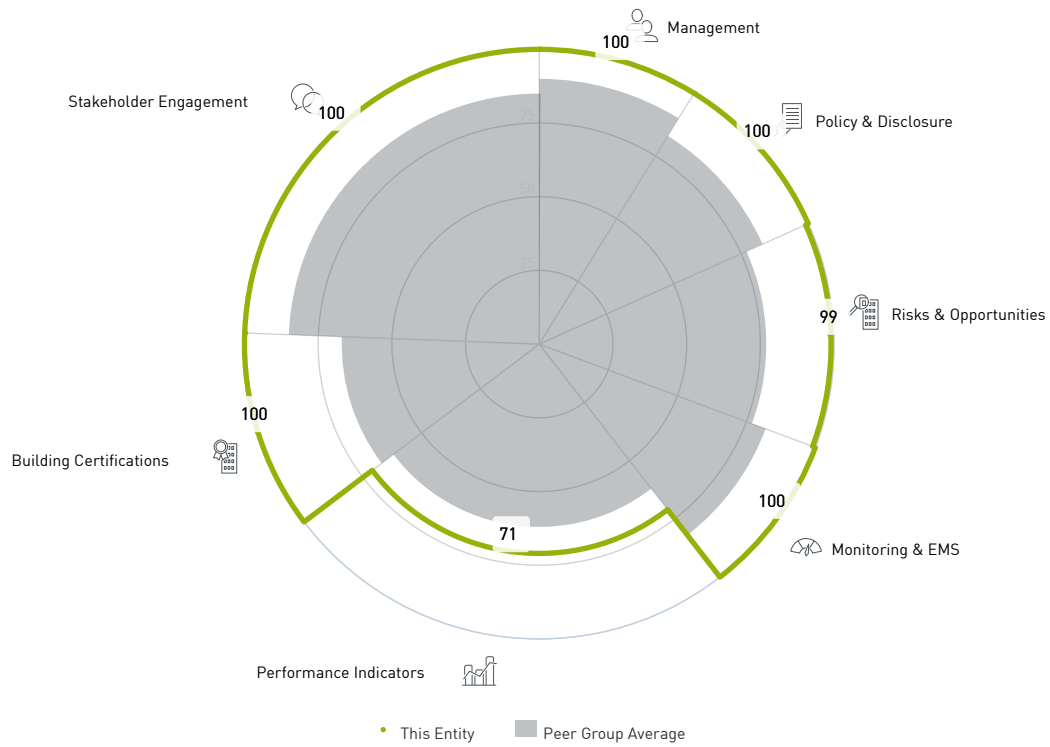


2017 Improvement ↗ +2  
2016 rating maintained ?????

## Rankings



# GRESB Aspects



Aspect Weight in GRESB	This Entity	Peer Group		GRESB
<b>Management</b> 8.8%	100	PEER 90 +1 AVERAGE		GRESB 88 +3 AVERAGE
<b>Policy &amp; Disclosure</b> 9.5%	100	PEER 83 -8 AVERAGE		GRESB 75 +4 AVERAGE
<b>Risks &amp; Opportunities</b> 12.4%	99	PEER 77 -3 AVERAGE		GRESB 67 +3 AVERAGE
<b>Monitoring &amp; EMS</b> 8.8%	100	PEER 82 -4 AVERAGE		GRESB 69 +3 AVERAGE
<b>Performance Indicators</b> 25.2%	71	PEER 61 -8 AVERAGE		GRESB 50 +2 AVERAGE
<b>Building Certifications</b> 10.9%	100	PEER 67 -12 AVERAGE		GRESB 46 +2 AVERAGE
<b>Stakeholder Engagement</b> 24.5%	100	PEER 85 -2 AVERAGE		GRESB 67 +3 AVERAGE