

# Investa Commercial Property Fund (ICPF)

## Investa

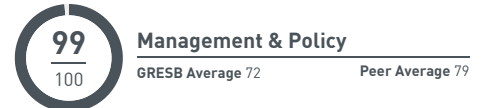
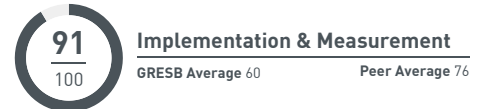
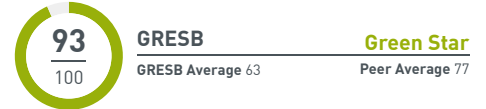
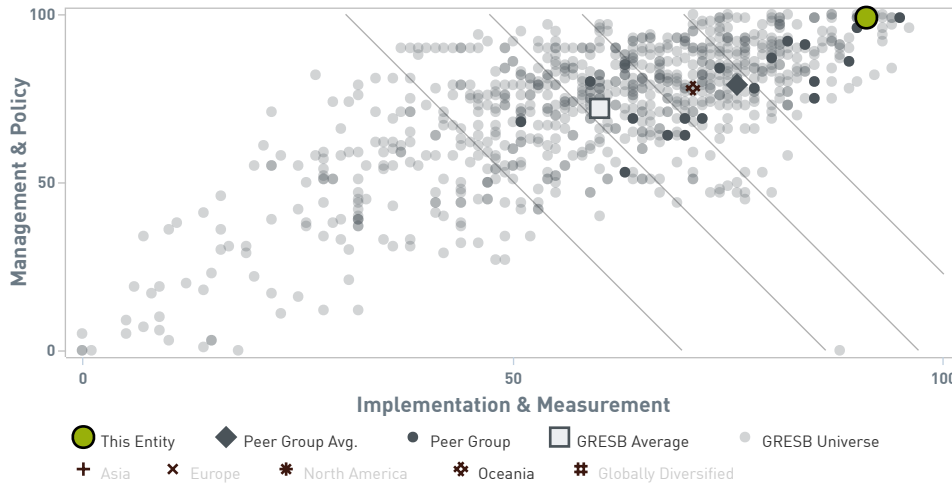
### Participation & GRESB Score



### Peer Comparison

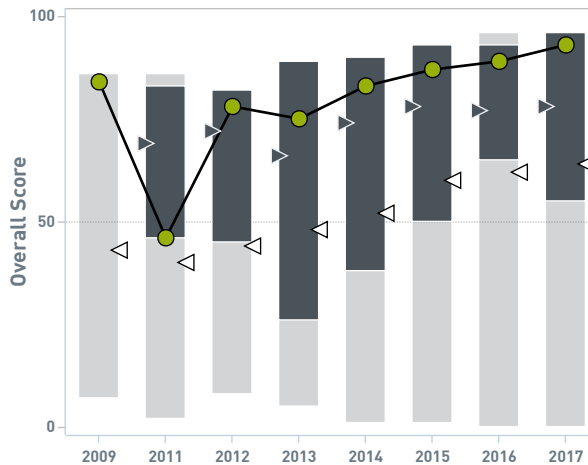



## GRESB Model




Performance data reported on asset level

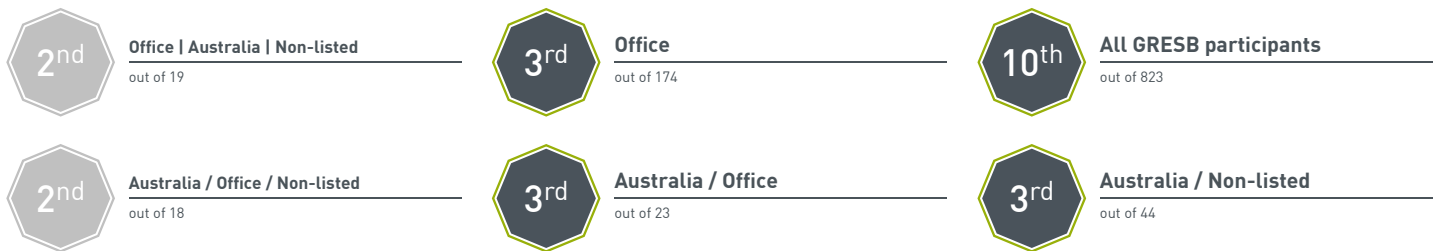
## ESG Breakdown



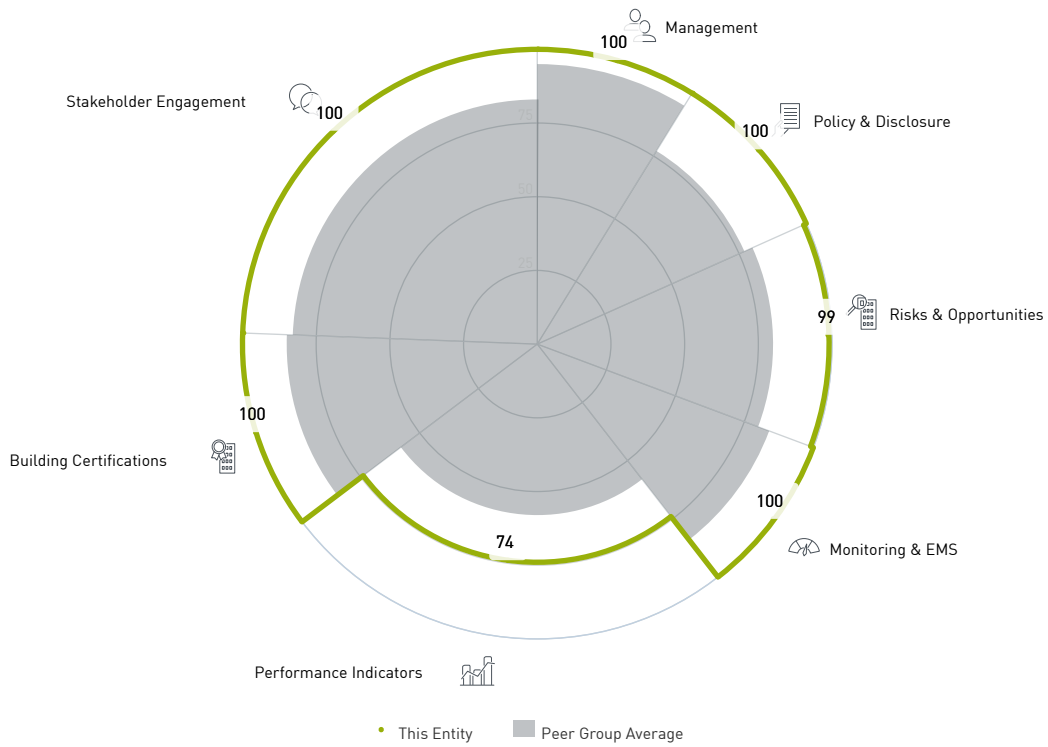
2017 Improvement ↗ +4  
2016 rating maintained ?????



## Rankings



# GRESB Aspects



Aspect Weight in GRESB	This Entity	Peer Group		GRESB
<b>Management</b> 8.8%	100	PEER 95 +1 AVERAGE		GRESB 88 +3 AVERAGE
<b>Policy &amp; Disclosure</b> 9.5%	100	PEER 77 +5 AVERAGE		GRESB 75 +4 AVERAGE
<b>Risks &amp; Opportunities</b> 12.4%	99	PEER 80 -12 AVERAGE		GRESB 67 +3 AVERAGE
<b>Monitoring &amp; EMS</b> 8.8%	100	PEER 83 +5 AVERAGE		GRESB 69 +3 AVERAGE
<b>Performance Indicators</b> 25.2%	74	PEER 58 -2 AVERAGE		GRESB 50 +2 AVERAGE
<b>Building Certifications</b> 10.9%	100	PEER 85 +5 AVERAGE		GRESB 46 +2 AVERAGE
<b>Stakeholder Engagement</b> 24.5%	100	PEER 83 AVERAGE		GRESB 67 +3 AVERAGE